

**GEN4 PRO XTREME SYSTEM CONFIGURATION OVERVIEW**

**GEN4 PRO XTREME BASE, LS1, LS2 / 7, UNIVERSAL COP, MOD & COYOTE MAIN WIRE HARNESSSES (MWH)**

**"SMART" HIGH CURRENT OUTPUT COP HARNESS (2 OF 2)**

**"SMART" HIGH CURRENT OUTPUT COP HARNESS (1 OF 2)**

**BIG DRIVE 16 INJECTORS**

**RACEPAK UDX or IQ3 DASH**

**BIG BAND (1 OF 2)**

**BIG BAND (2 OF 2)**

**SECONDARY NTK WBO2 FOR METHANOL**

**SECONDARY BOSCH LSU4.9 WBO2**

**BS3 TOUCH SCREEN DASH**

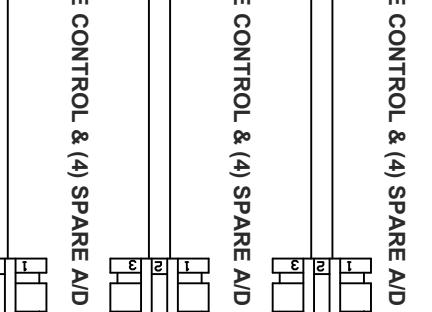
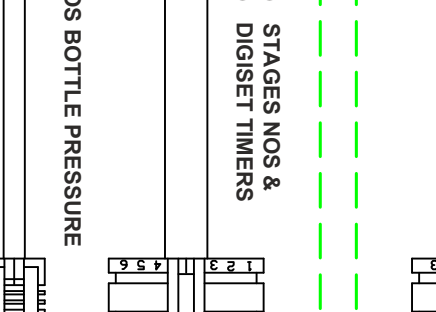
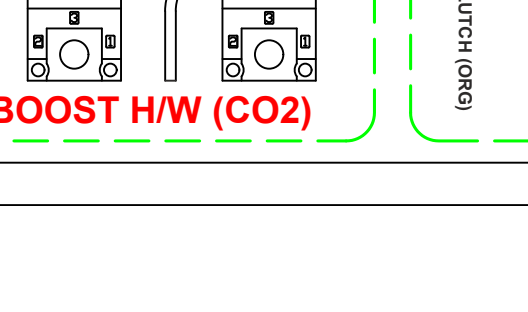
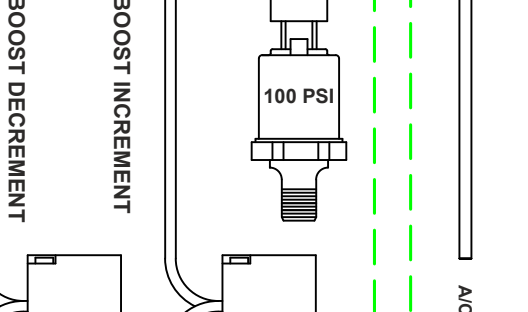

**BOOST (CO2)**

**BOOST HW (CO2)**

**NOS**

**DAE3**

**DBW / KNOCK**



**DAE**

**E85**

**SR2.3**

**GM 4L60E / 4L80E TRANSMISSION**

**NTK WBO2**

**BOSCH LSU4.9 WBO2**

**KNOCK LB**

**KNOCK RB**

**DBW PEDAL1**

**DBW PEDAL2**

**DAE2**

**DAE1**

**DAE3**

**DAE4**

**DAE5**

**DAE6**

**DAE7**

**DAE8**

**DAE9**

**DAE10**

**DRIVE SHAFT (HED)**

**INPUT SHAFT (HED)**

**OIL PRESSURE**

**FUEL PRESSURE**

**TURBO BACK PRESSURE**

**NOS BOTTLE PRESSURE**

**OIL PAN VACUUM**

**TRANS OIL TEMP**

**DATALOG TRIGGER (Y)**

**3-STEP ENABLE (Y/R)**

**PWM SOLENOID (BLUE)**

**DRIVE SHAFT (HED)**

**DATALOG TRIGGER (YLW)**

**3-STEP ENABLE (YLW/RED)**

**+12V SWITCH (PINK)**

**GM 4L60E / 4L80E TRANS 20-WAY CONNECTOR**

**TISS**

**TOSS**

**+12V SWITCH (PINK)**

**VBATT (+)**

**VBATT (-)**

**15 AMP FUSE**

**35 AMP RELAY**

**+12V SWITCH (PINK)**

**VBATT (+)**

**VBATT (-)**

**15 AMP FUSE**

**35 AMP RELAY**

**+12V SWITCH (PINK)**

**VBATT (+)**

**VBATT (-)**

**30 AMP FUSE**

**35 AMP RELAY**

**+12V SWITCH (PINK)**

**3 AMP FUSE**

**HEI BYPASS**

**HEI / FORD TFI**

**2-STEP / STARTING LINE TIMING (YLW)**

**TACH OUT (GRN)**

**VBATT (+)**

**VBATT (-)**

**3 AMP FUSE**