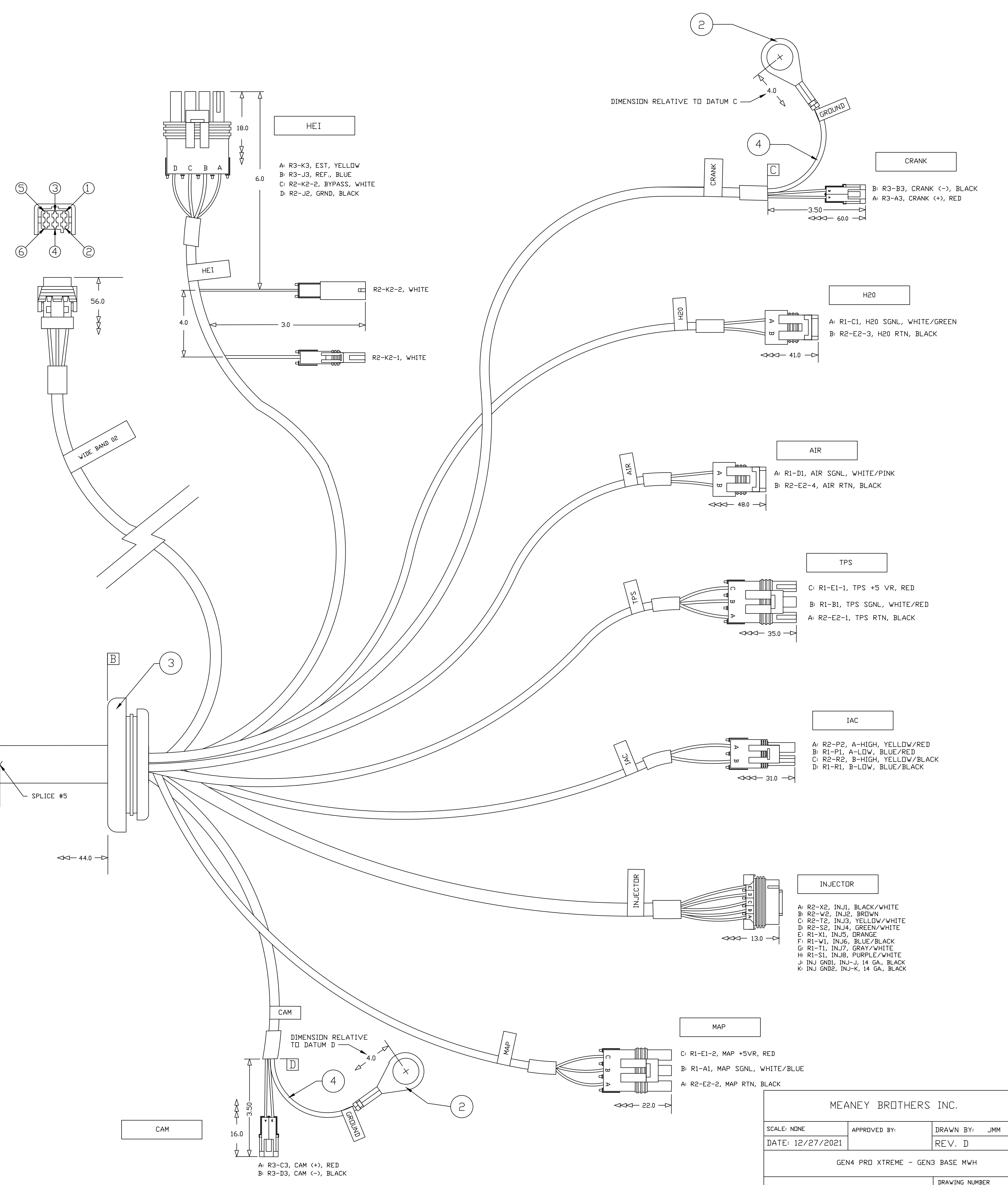
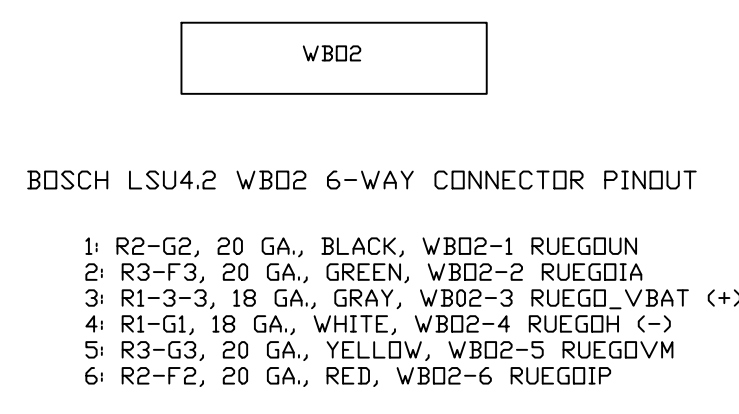
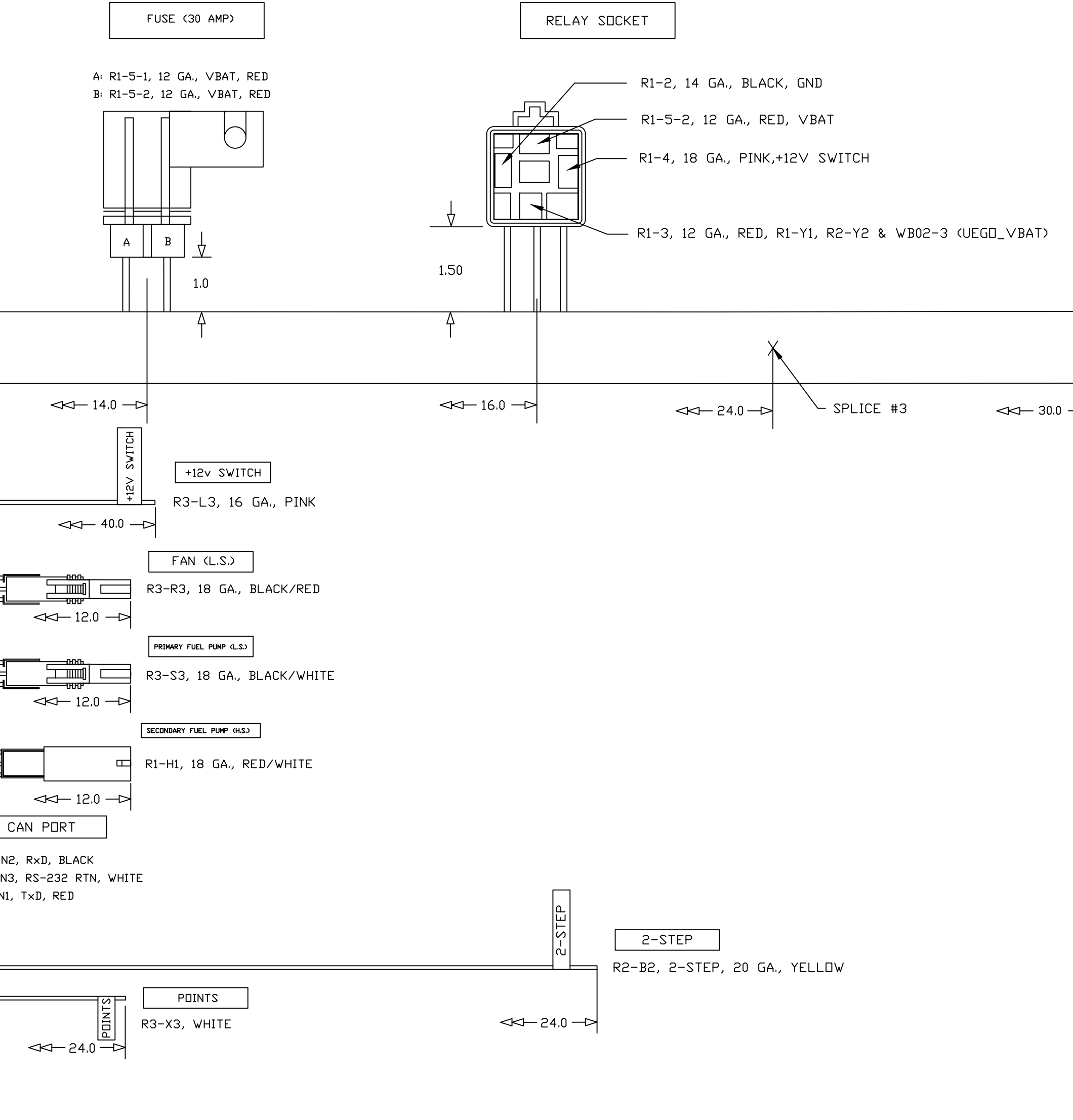
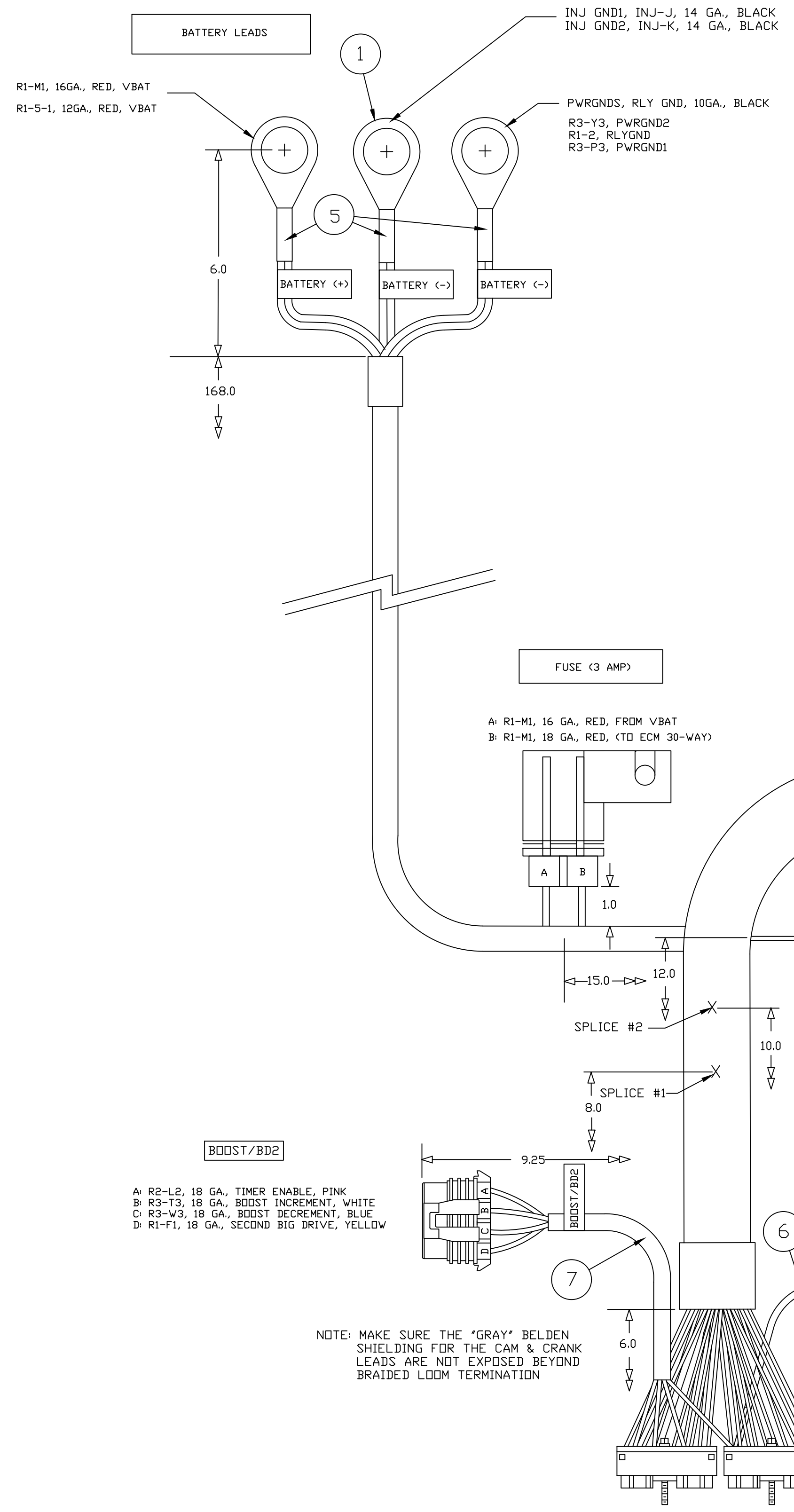


NOTES:

- 10. ALL DIMENSIONS SHOWN WITH SYMBOL \leftrightarrow END AT 30-WAY CONNECTOR AT DATUM A
- 11. ALL DIMENSIONS SHOWN WITH SYMBOL \leftrightarrow END AT HARNESS GRIMMET AT DATUM B
- 12. ALL DIMENSIONS ARE INCHES WITH A TOLERANCE OF +/- 0.50"

ECM CIRCUIT	WIRE GAUGE	GOES TO	WIRE COLOR	NOTES
R2-E2-1	20	TPS-A	BLACK	TPS RTN
R1-B1	18	TPS-B	WHITE/RED	TPS SGNL
R1-E1-1	20	TPS-C	RED	TPS SVR
R2-E2-2	20	MAP-A	BLACK	MAP RTN
R1-A1	18	MAP-B	WHITE/BLUE	MAP SGNL
R1-E1-2	20	MAP-C	RED	MAP SVR
R1-C1	18	H2O-A	WHITE	H2O SGNL
R2-E2-3	20	H2O-B	BLACK	H2O RTN
R1-D1	18	AIR-A	WHITE/PINK	AIR SGNL
R2-E2-4	20	AIR-B	BLACK	AIR RTN
R2-X2	15	INJ-A	BLACK/WHITE	INJ1
R2-W2	16	INJ-B	BROWN	INJ2
R2-T2	16	INJ-C	YELLOW/WHITE	INJ3
R2-S2	16	INJ-D	GREEN/WHITE	INJ4
R1-X1	16	INJ-E	BROWN	INJ5
R1-W1	16	INJ-F	BLUE/BLACK	INJ6
R1-T1	16	INJ-G	GRAY/WHITE	INJ7
R1-S1	16	INJ-H	PURPLE/WHITE	INJ8
	14	INJ-J	BLACK	INJ-J GRND
R3-A3	14	INJ-K	BLACK	INJ-K GRND
R3-B3	16	CRANK-A	BLACK	CRANK (-)
R3-C3	16	CRANK-B	BLACK	CRANK (-)
R3-D3	16	CAM-A	RED	CAM (+)
R3-E3	16	CAM-B	BLACK	CAM (-)
R2-G2	20	VB02-1	BLACK	RUEGDJN
R3-F3	20	VB02-2	GREEN	RUEGDJA
R1-J3	18	VB02-3	GRAY	RUEGD,VBAT (+)
R2-G1	18	VB02-4	WHITE	RUEGDH (-)
R3-G3	20	VB02-5	YELLOW	RUEGDVH
R2-F2	20	VB02-6	RED	RUEGDIP
R1-N1	18	CAN PORT-A	RED	TXD
R3-N3	18	CAN PORT-B	WHITE	RS232 RTN
R2-N2	18	CAN PORT-C	BLACK	RXD
R3-X3	18	POINTS	WHITE	POINTS DUT
R3-L3	18	+12V SWITCH	PINK	+12V SWITCH
R1-M1	18	ECM VBAT	RED	VBAT
R2-Y2	14	ECM VBAT	RED	VBAT
R1-Y1	14	ECM VBAT	RED	VBAT
R3-Y3	15	GRD	BLACK	PWRGRND2
R3-P3	16	GRD	BLACK	PWRGRND1
R2-L2	18	BOOST / B22-A	PINK	TIMER ENABLE
R3-T3	18	BOOST / B22-B	WHITE	BOOST INCREMENT
R3-W3	18	BOOST / B22-C	BLUE	BOOST INCREMENT
R1-F1	18	BOOST / B22-D	YELLOW	SECOND BIG DRIVE
R2-P2	18	IAC-A	YELLOW/RED	IAC A-HIGH
R1-P1	18	IAC-B	BLUE/RED	IAC A-LOW
R2-R2	18	IAC-C	YELLOW/BLACK	IAC B-HIGH
R1-R1	18	IAC-D	BLUE/BLACK	IAC B-LOW
R3-K3	18	HEI-A	YELLOW	EST
R3-J3	18	HEI-B	BLUE	REFERENCE
R2-K2-1	18	HEI-C	WHITE	BYPASS
R2-J2	18	HEI-D	BLACK	HEI-GRND
R2-B2	20	2-STEP	YELLOW	2-STEP
R3-R3	18	FAN (L.S.)	BLACK/RED	FAN ENABLE (L.S.)
R3-S3	18	PRIMARY FUEL PUMP (L.S.)	BLACK/WHITE	PRIMARY F.P. ENABLE (L.S.)
R1-H1	18	SECONDARY FUEL PUMP (H.S.)	RED/WHITE	SECONDARY F.P. ENABLE (H.S.)



MEANEY BROTHERS INC.			
SCALE: NONE	APPROVED BY:	DRAWN BY: JMM	
DATE: 12/27/2021		REV. D	
GEN4 PRO XTREME - GEN3 BASE MWH			
Customer version			DRAWING NUMBER: JMI-006-072